



Series	AGM-R	Warranty	See Warranty Terms
Volts	2	Design	
Cells	1		
Terminal Type		F10(M8)	
Included Hardware		M8 stainless bolts & washers	
Size & Thread		M8	

### Charge

Charge Voltage Range	2.45 V/cell @ 25°C (77°F)
Float Voltage Range	2.3 V/cell @ 25°C (77°F)
Recommended Charge Current	75 A
Maximum Charge Current	100 A
Self-Discharge Rate	5%-10% per month at 25°C (77°F)
Internal Resistance	.60 mΩ

### Capacity

Hour Rate	Capacity / AMP Hour	Current / AMPS
@ 20 Hour Rate	<b>595 AH</b>	<b>29.75 A</b>
@ 10 Hour Rate	<b>500 AH</b>	<b>50 A</b>
@ 5 Hour Rate	<b>425 AH</b>	<b>85 A</b>

Cut Off Voltage	Constant Current Discharge						
	1 hr	2 hr	3 hr	4 hr	5 hr	8 hr	10 hr
1.80 VPC	264.5	163.9	125	101.7	85	59.8	50

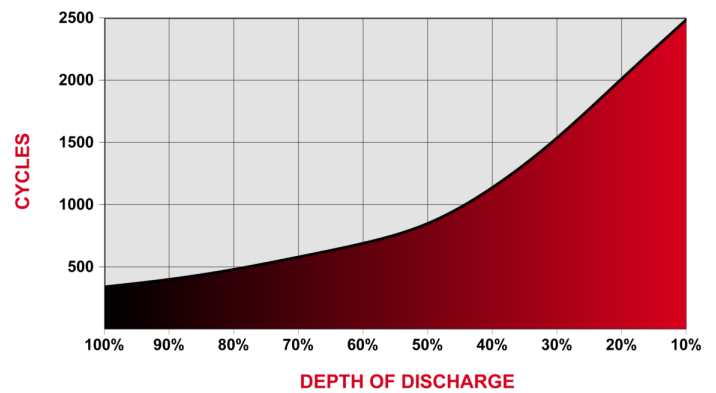
### Specifications

Weight	25.5 kg	56 lbs
Length	211 mm	8.31"
Width	171 mm	6.73"
Height Incl. Term.	342 mm	13.5"

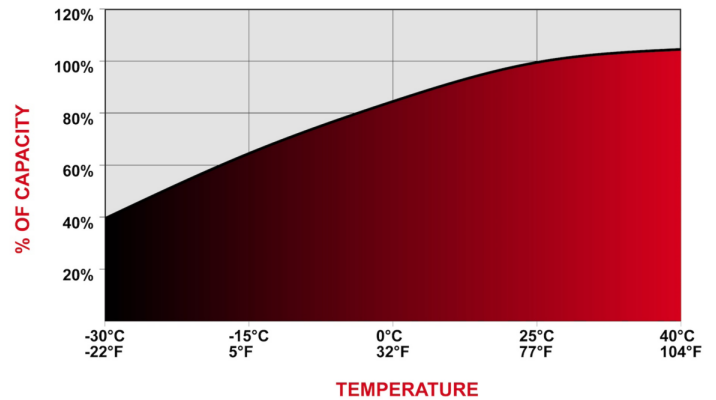
Product measurements & weights are calculated based on sample data. Individual specifications are subject to vary due to the manufacturing process & battery components.

Container	ABS
Cover	ABS
Handles	Integrated Top Mount

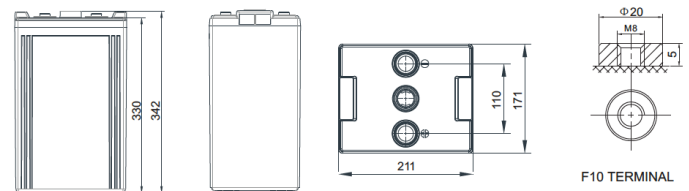
### Cycle Life vs. Depth of Discharge



### Capacity vs. Temperature



### Detailed Illustration



ISO 9001

ISO 14001

ISO 45001

MH 28539

BSTXD210316008515EC