



Series	AGM-R	Warranty	See Warranty Terms
Volts	2	Design	
Cells	1		
Terminal Type		F10(M8)	
Included Hardware		M8 stainless bolts & washers	
Size & Thread		M8	

### Charge

Charge Voltage Range	2.45 V/cell @ 25°C (77°F)
Float Voltage Range	2.3 V/cell @ 25°C (77°F)
Recommended Charge Current	45 A
Maximum Charge Current	60 A
Self-Discharge Rate	5%-10% per month at 25°C (77°F)
Internal Resistance	.72 mΩ

### Capacity

Hour Rate	Capacity / AMP Hour	Current / AMPs
@ 20 Hour Rate	<b>351 AH</b>	<b>17.55 A</b>
@ 10 Hour Rate	<b>300 AH</b>	<b>30 A</b>
@ 5 Hour Rate	<b>255 AH</b>	<b>51 A</b>

Cut Off Voltage	Constant Current Discharge						
	1 hr	2 hr	3 hr	4 hr	5 hr	8 hr	10 hr
1.80 VPC	158.7	98.3	75	61	51	35.9	30

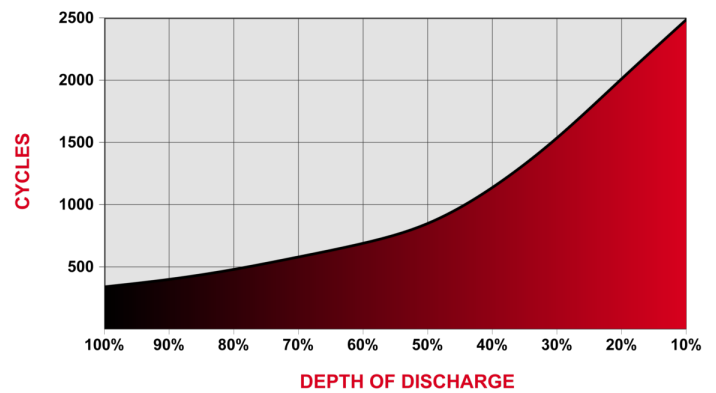
### Specifications

Weight	16 kg	35 lbs
Length	170 mm	6.69"
Width	150 mm	5.91"
Height Incl. Term.	342 mm	13.5"

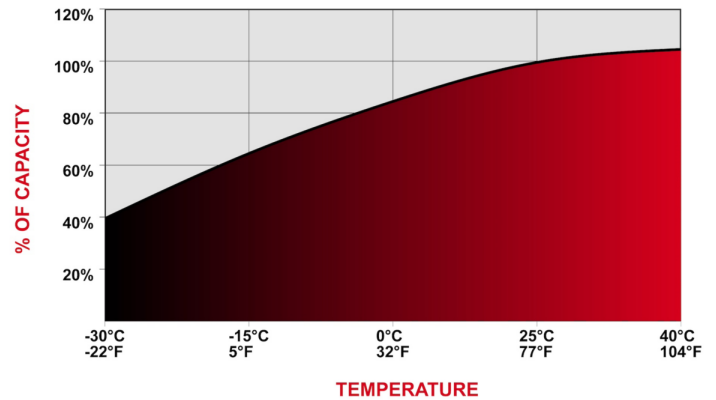
Product measurements & weights are calculated based on sample data. Individual specifications are subject to vary due to the manufacturing process & battery components.

Container	ABS
Cover	ABS
Handles	None

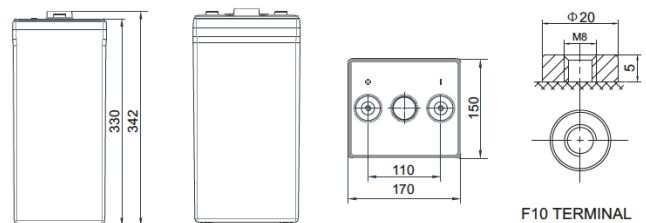
### Cycle Life vs. Depth of Discharge



### Capacity vs. Temperature



### Detailed Illustration



ISO 9001

ISO 14001

ISO 45001

MH 28539

BSTXD210316008515EC